

REPLACEMENT RESERVE REPORT FY 2017 BETHANY MEADOWS CONDOMINIUM ASSOCIATION

REPLACEMENT RESERVE REPORT FY 2017
BETHANY MEADOWS CONDOMINIUM ASSOCIATION



Community Management by:

BLUE SKY MANAGEMENT

Chuck Erbe

38397 Hemlock Drive
Frankford, Delaware 19945
302.541.0889
support@getbluesky.com

Consultant:

millerdodson | Capital Reserve Consultants
ASSOCIATES

929 West Street, Suite 310
Annapolis, MD 21401
410.268.0479
800.850.2835

www.mdareserves.com

millerdodson | Capital Reserve Consultants
ASSOCIATES

INTENTIONALLY LEFT BLANK

REPLACEMENT RESERVE REPORT

BETHANY MEADOWS CONDOMINIUM ASSOCIATION

OCEAN VIEW, DELAWARE



Description. Bethany Meadows Condominium Association is located in Ocean View, Delaware. Constructed from 1982 to 2002, the community consists of 35 townhouse buildings containing 163 units. The report contains parking lots, unit exteriors (less doors and windows) and limited site amenities. The survey examined the common elements of the property, including:

- Asphalt drive and parking.
- Concrete sidewalks, curb, and gutter.
- Unit siding, roof, and entry stairs.

The roadways included in this study are Thistle Court, Morning Glory Court, Briar Court North, and Briar Court South.

Section A

Replacement Reserve Analysis

Executive Summary - A1
General Information - A2
Current Funding - A3
Cash Flow Method Funding - A4
Inflation Adjusted Funding - A5
Comments - A6

Section B

Replacement Reserve Inventory

Replacement Reserve Inventory
General information - B1
Replacement Reserve Inventory
Comments - B2
Schedule of Projected Replacements
and Exclusions - B3

Section C

Projected Annual Replacements

Projected Annual Replacements
General Information - C1
Calendar of
Projected Annual Replacements - C2

Section D

Condition Assessment

Appendix

Accounting Summary - CF1
Component Method - CM1

Overview, Standard Terms, and Definitions
Video Answers to Frequently Asked Questions

Level of Service. This study has been performed as a Level 2 Update with Site Visit/On-Site Review as defined under the National Reserve Study Standards that have been adopted by the Community Associations Institute. As such, the component inventory is based on the study that was performed in 2009 by Miller - Dodson Associates. The inventory was adjusted to reflect changes as provided by the Community Manager or adjustments were made based on the site visit and visual inspection performed by the Analyst. The included fund status and funding plan have been developed from analysis of the adjusted inventory.

To aid in the understanding of this report and its concepts and practices, on our web site, we have developed [videos](#) addressing frequently asked topics. In addition, there are posted [links](#) covering a variety of subjects under the resources page of our web site at mdareserves.com.

Purpose. The purpose of this Replacement Reserve Study is to provide Bethany Meadows Condominium Association (hereinafter called the Association) with an inventory of the common community facilities and infrastructure components that require periodic replacement. The Study includes a general view of the condition of these items and an effective financial plan to fund projected periodic replacements.

- **Inventory of Items Owned by the Association.** Section B lists the Projected Replacements of the commonly owned items that require periodic replacement using funding from Replacement Reserves. The Replacement Reserve Inventory also provides information about excluded items, which are items whose replacements are not scheduled for funding from Replacement Reserves.
- **Condition of Items Owned by the Association.** Section B includes our estimates of the normal economic life and the remaining economic life for the projected replacements. Section C provides a year-by-year listing of the projected replacements. Section D provides additional detail for items that are unique or deserving of attention because of their condition or the manner in which they have been treated in this study.
- **Financial Plan.** The Association has a fiduciary responsibility to protect the appearance, value, and safety of the property and it is therefore essential the Association have a financial plan that provides funding for the projected replacements. In conformance with American Institute of Certified Public Accountant guidelines, Section A, Replacement Reserve Analysis evaluates the current funding of Replacement Reserves as reported by the Association and recommends annual funding of Replacement Reserves by the Cash Flow Method. Section A, Replacement Reserve Analysis includes graphic and tabular presentations of the Association's current funding and the recommended funding based on the Cash Flow Method. An Executive Summary of these calculations is provided on Page A1. The alternative Component Method of funding is provided in the Appendix.

Basis. The data contained in this Replacement Reserve Study is based upon the following:

- The Request for Proposal submitted and executed by the Association.
- Miller - Dodson performed a visual evaluation on March 11, 2016 to determine a remaining useful life and replacement cost for the commonly owned elements of this facility.
- This study contains additional recommendations to address inflation for the Cash Flow Method only. For this recommendation, Miller - Dodson uses the Producers Price Index (PPI), which gauges inflation in manufacturing and construction. Please see page A5 for further details.

To-Scale Drawings. Site and building plans were not used in the development of this study. We recommend the Association assemble and maintain a library of site and building plans of the entire facility. Record drawings should be scanned into an electronic format for safe storage and ease of distribution. Upon request for a nominal fee, Miller - Dodson can provide scanning services.

Current Funding. This reserve study has been prepared for Fiscal Year 2017 covering the period from January 1, 2017 to December 31, 2017. The Replacement Reserves on deposit as of January 1, 2017 are reported to be \$ 130,000. The planned contribution for the fiscal year is \$ 27,000.

The balance and contribution figures have been supplied by the managing agent and confirmation or audit of these figures is beyond the scope of the study. For the purposes of this study, it is assumed that the annual contribution will be deposited at the end of each month.

Acknowledgement. Miller - Dodson Associates would like to acknowledge the assistance and input of the Community Manager, Mr. Chuck Erbe who provided very helpful insight into the current operations of the property.

Analyst's Credentials. Mr. Gregory S. Gilbert holds a Bachelors Degree in Architecture from the Georgia Institute of Technology and a Master of Architecture from the University of Oklahoma. Mr. Gilbert is a licensed Architect. Mr. Gilbert's experience includes the design of residential homes, fire stations, and most recently educational projects. He has also done over twenty feasibility studies for the U. S. Navy, Boards of Education, and retail developers. All of these feasibility studies included performing existing condition surveys to look for maintenance issues, code violations and general conditions of the structure to determine if and how the buildings can be renovated or modified. He is currently a Reserve Specialist for Miller - Dodson Associates.

Respectfully submitted,



Gregory S. Gilbert, AIA, RS
Reserve Specialist

INTENTIONALLY LEFT BLANK

CONDITION ASSESSMENT

General Comments. Miller - Dodson Associates conducted a Reserve Study at Bethany Meadows Condominium Association in March 2016. Bethany Meadows Condominium Association is in generally good condition for a community constructed from 1982 to 2002. A review of the Replacement Reserve Inventory will show that we are anticipating most of the components achieving their normal economic lives.

The following comments pertain to the larger, more significant components in the Replacement Reserve Inventory and to those items that are unique or deserving of attention because of their condition or the manner in which they have been treated in the Replacement Reserve Analysis or Inventory.

General Condition Statements.

Excellent. 100% to 90% of Normal Economic Life expected, with no appreciable wear or defects.

Good. 90% to 60% of Normal Economic Life expected, minor wear or cosmetic defects found. Normal maintenance should be expected. If performed properly, normal maintenance may increase the useful life of a component. Otherwise, the component is wearing normally.

Fair. 60% to 30% of Normal Economic Life expected, moderate wear with defects found. Repair actions should be taken to extend the life of the component or to correct repairable defects and distress. Otherwise, the component is wearing normally.

Marginal. 30% to 10% of Normal Economic Life expected, with moderate to significant wear or distress found. Repair actions are expected to be cost effective for localized issues, but normal wear and use are evident. The component is reaching the end of the Normal Economic Life.

Poor. 10% to 0% of Normal Economic Life expected, with significant distress and wear. Left unattended, additional damage to underlying structures is likely to occur. Further maintenance is unlikely to be cost effective.

SITE COMPONENTS

Asphalt Pavement. The Association is responsible for the parking areas within the community. In general, the Association's asphalt pavements are in fair condition.



As a rule of thumb, asphalt should be overlaid when approximately 5% of the surface area is cracked or otherwise deteriorated. The normal service life of asphalt pavement is typically 18 to 20 years.

In order to maintain the condition of the pavement throughout the community and to ensure the longest life of the asphalt, we recommend a systematic and comprehensive maintenance program that includes:

- **Cleaning.** Long-term exposure to oil or gas breaks down asphalt. Because this asphalt pavement is generally not used for long-term parking, it is unlikely that frequent cleaning will be necessary. When necessary, spill areas should be cleaned or patched if deterioration has penetrated the asphalt. This is a maintenance activity, and we have assumed that it will not be funded from Reserves.
- **Crack Repair.** All cracks should be repaired with an appropriate compound to prevent water infiltration through the asphalt into the base. This repair should be done annually. Crack repair is normally considered a maintenance activity and is not funded from Reserves. Areas of extensive cracking or deterioration that cannot be made watertight should be cut out and patched.
- **Seal Coating.** The asphalt should be seal coated every five to seven years. For this maintenance, activity to be effective in extending the life of the asphalt, cleaning and crack repair should be performed first.

For seal coating, several different products are available. The older, more traditional seal coating products are simply paints. They coat the surface of the asphalt and they are minimally effective. However, the newer coating materials, such as those from Total Asphalt Management, Asphalt Restoration Technologies, Inc., and others, are penetrating. They are engineered, so to speak, to 'remoisturize' the pavement. Asphalt pavement is intended to be flexible. Over time, the volatile chemicals in the pavement dry, the pavement becomes brittle, and degradation follows in the forms of cracking and potholes. Remoisturizing the pavement can return its flexibility and extend the life of the pavement.

Lastly, the resource links provided on our website may provide insight into the general terms and concerns, including maintenance related advantages and disadvantages, which may help the Association better manage the asphalt pavements throughout the community: <http://mdareserves.com/resources/links/site-components>.

Concrete Work. The concrete work includes the community curbs, sidewalks, leadwalks, and other flatwork. The overall condition of the concrete work is good.



The standards we use for recommending replacement are as follows:

- Trip hazard, ½ inch height difference.
- Severe cracking.
- Severe spalling and scale.

Because it is highly unlikely that all of the concrete components will fail and require replacement in the period of the study, we have programmed funds for the replacement of these inventories and spread the funds over an extended timeframe to reflect the incremental nature of this work.

The relevant links on our web site may provide useful information related to concrete terminology, maintenance, and repair. Please see <http://mdareserves.com/resources/links/site-components>.

Fencing. The Association maintains vinyl fencing that is in generally good condition. Fencing systems have a large number of configurations and finishes that can usually be repaired as a maintenance activity by replacing individual components as they become damaged or weathered.

Protection from string machine damage during lawn maintenance can extend the useful life of some fence types. Protection from this type of damage is typically provided by applying herbicides around post bases or installing protective sheathing.

Vinyl fencing made of 100% virgin material can last 30 to 35 years, and periodic cleaning will keep the fence looking attractive. Vinyl components with ticker walls can provide a longer useful life.

For more information on fencing, visit our [website link](#) to the American Fence Association.

BUILDING EXTERIORS

Building Roofing. The buildings are roofed in asphalt shingles are in generally mixed condition.



Asphalt shingle roofs can have a useful life of 20 to 50 years depending on the weight and quality of the shingle. Weathered, curled, and missing shingles are all indications that the shingles may be nearing the end of their useful life.

Annual inspections are recommended, with cleaning, repair, and mitigation of vegetation performed as needed. Access, inspection, and repair work should be performed by contractors and personnel with the appropriate access equipment who are experienced in the types of roofing used for the facility.

For additional information on roofs and roof maintenance, please see the appropriate links on our web site at <http://mdareserves.com/resources/links/building-exterior>.

Gutters and Downspouts. The buildings have has aluminum gutters and downspouts. The gutters and downspouts are in good condition.

A gutter and downspout system will remove rainwater from the area of the building roof, siding, and foundation. This will protect building's exterior surfaces from water damage. Gutters should run the full length of all drip edges of the building roof. Even with full gutters, it is important to inspection the function of the gutters during heavy rain to identify any deficiencies. It may be necessary to periodically adjust the slope of sections, repair connections, replace hangers, and install shrouds to the gutters. Downspouts should be securely attached to the side of the structure. Any broken straps should be replaced. The area of the outlet should be inspected to promote run-off in the desired direction. Long straight runs should have an elbow at the bottom. Splash blocks should be installed to fray the water out-letting from the downspout.

It is recommended that all gutters be cleaned at least twice each year. If there are a large number of trees located close to a building, consider installing a gutter debris shield that will let water into the gutters but will filter out leaves, twigs, and other debris.

Siding and Trim. The exteriors of the buildings are clad in vinyl siding and trim. The siding and trim materials are in good and fair condition.

Vinyl siding and trim can have an extended useful life if not damaged by impact, heat, or other physical reasons. However, the coatings and finishes typically have a useful life and over time begin to weather, chalk, and show their age. For these reasons, we have modeled for the replacement of the siding and trim every 40 years.

This Condition Assessment is based upon our visual survey of the property. The sole purpose of the visual survey was an evaluation of the common elements of the property to ascertain the remaining useful life and the replacement costs of these common elements. Our evaluation assumed that all components met building code requirements in force at the time of construction. Our visual survey was conducted with care by experienced persons, but no warranty or guarantee is expressed or implied.

End of Condition Assessment

1. COMMON INTEREST DEVELOPMENTS - AN OVERVIEW

Over the past 40 years, the responsibility for community facilities and infrastructure around many of our homes has shifted from the local government to Community Associations. Thirty years ago, a typical new town house abutted a public street on the front and a public alley on the rear. Open space was provided by a nearby public park and recreational facilities were purchased ala carte from privately owned country clubs, swim clubs, tennis clubs, and gymnasiums. Today, 60% of all new residential construction, i.e. townhouses, single-family homes, condominiums, and cooperatives, is in Common Interest Developments (CID). In a CID, a homeowner is bound to a Community Association that owns, maintains, and is responsible for periodic replacements of various components that may include the roads, curbs, sidewalks, playgrounds, streetlights, recreational facilities, and other community facilities and infrastructure.

The growth of Community Associations has been explosive. In 1965, there were only 500 Community Associations in the United States. According to the 1990 U.S. Census, there were 130,000 Community Associations. Community Associations Institute (CAI), a national trade association, estimates there were more than 200,000 Community Associations in the year 2000, and that the number of Community Associations will continue to multiply.

The shift of responsibility for billions of dollars of community facilities and infrastructure from the local government and private sector to Community Associations has generated new and unanticipated problems. Although Community Associations have succeeded in solving many short-term problems, many Associations have failed to properly plan for the tremendous expenses of replacing community facilities and infrastructure components. When inadequate replacement reserve funding results in less than timely replacements of failing components, home owners are exposed to the burden of special assessments, major increases in Association fees, and a decline in property values.

2. REPLACEMENT RESERVE STUDY

The purpose of a Replacement Reserve Study is to provide the Association with an inventory of the common community facilities and infrastructure components that require periodic replacement, a general view of the condition of these components, and an effective financial plan to fund projected periodic replacements. The Replacement Reserve Study consists of the following:

- Replacement Reserve Study Introduction. The introduction provides a description of the property, reviews the intent of the Replacement Reserve Study, and lists documents and site evaluations upon which the Replacement Reserve Study is based.
- Section A Replacement Reserve Analysis. Many components owned by the Association have a limited life and require periodic replacement. Therefore, it is essential the Association have a financial plan that provides funding for the timely replacement of these components in order to protect the safety, appearance, and value of the community. In conformance with American Institute of Certified Public Accountant guidelines, a Replacement Reserve Analysis evaluates the current funding of Replacement Reserves as reported by the Association and recommends annual funding of Replacement Reserves by two generally accepted accounting methods; the Cash Flow Method and the Component Method. Miller - Dodson provides a replacement reserve recommendation based on the Cash Flow Method in Section A, and the Component Method in the Appendix of the report.
- Section B Replacement Reserve Inventory. The Replacement Reserve Inventory lists the commonly owned components within the community that require periodic replacement using funding from Replacement Reserves. The Replacement Reserve Inventory also provides information about components excluded from the Replacement Reserve Inventory whose replacement is not scheduled for funding from Replacement Reserves.

Replacement Reserve Inventory includes estimates of the normal economic life and the remaining economic life for those components whose replacement is scheduled for funding from Replacement Reserves.

- Section C Projected Annual Replacements. The Calendar of Projected Annual Replacements provides a year-by-year listing of the Projected Replacements based on the data in the Replacement Reserve Inventory.
- Section D Condition Assessment. Several of the items listed in the Replacement Reserve Inventory are discussed in more detail. The Condition Assessment includes a narrative and photographs that document conditions at the property observed during our visual evaluation.
- The Appendix is provided as an attachment to the Replacement Reserve Study. Additional attachments may include supplemental photographs to document conditions at the property and additional information specific to the property cited in the Conditions Assessment (i.e. Consumer Product Safety Commission, Handbook for Public Playground Safety, information on segmental retaining walls, manufacturer recommendations for asphalt shingles or siding, etc). The Appendix also includes the Accounting Summary for the Cash Flow Method and the Component Method.

3. METHODS OF ANALYSIS

The Replacement Reserve industry generally recognizes two different methods of accounting for Replacement Reserve Analysis. Due to the difference in accounting methodologies, these methods lead to different calculated values for the Minimum Annual Contribution to the Reserves. The results of both methods are presented in this report. The Association should obtain the advice of its accounting professional as to which method is more appropriate for the Association. The two methods are:

- **Cash Flow Method.** The Cash Flow Method is sometimes referred to as the "Pooling Method." It calculates the minimum constant annual contribution to reserves (Minimum Annual Deposit) required to meet projected expenditures without allowing total reserves on hand to fall below the specified minimum level in any year.

First, the Minimum Recommended Reserve Level to be Held on Account is determined based on the age, condition, and replacement cost of the individual components. The mathematical model then allocates the estimated replacement costs to the future years in which they are projected to occur. Based on these expenditures, it then calculates the minimum constant yearly contribution (Minimum Annual Deposit) to the reserves necessary to keep the reserve balance at the end of each year above the Minimum Recommended Reserve Level to be Held on Account. The Cash Flow Analysis assumes that the Association will have authority to use all of the reserves on hand for replacements as the need occurs. This method usually results in a Minimum Annual Deposit that is less than that arrived at by the Component Method.

- **Component Method.** This method is a time tested mathematical model developed by HUD in the early 1980s, but has been generally relegated to a few States that require it by law. For the vast majority of Miller - Dodson's clients, this method is not used.

The Component Method treats each item in the replacement schedule as an individual line item budget. Generally, the Minimum Annual Contribution to Reserves is higher when calculated by the Component Method. The mathematical model for this method works as follows:

First, the total Current Objective is calculated, which is the reserve amount that would have accumulated had all of the items on the schedule been funded from initial construction at their current replacement costs. Next, the Reserves Currently on Deposit (as reported by the Association) are distributed to the components in the schedule in proportion to the Current Objective. The Minimum Annual Deposit for each component is equal to the Estimated Replacement Cost, minus the Reserves on Hand, divided by the years of life remaining.

4. REPLACEMENT RESERVE STUDY DATA

- **Identification of Reserve Components.** The Reserve Analyst has only two methods of identifying Reserve Components: (1) information provided by the Association and (2) observations made at the site. It is important that the Reserve Analyst be provided with all available information detailing the components owned by the Association. It is our policy to request such information prior to bidding on a project and to meet with the individuals responsible for maintaining the community after acceptance of our proposal. After completion of the Study, the Study should be reviewed by the Board of Directors, individuals responsible for maintaining the community, and the Association's accounting professionals. We are dependent upon the Association for correct information, documentation, and drawings.
- **Unit Costs.** Unit costs are developed using nationally published standards and estimating guides and are adjusted by state or region. In some instances, recent data received in the course of our work is used to modify these figures.

Contractor proposals or actual cost experience may be available as part of the Association records. This is useful information, which should be incorporated into your report. Please bring any such available data to our attention, preferably before the report is commenced.

- **Replacement vs. Repair and Maintenance.** A Replacement Reserve Study addresses the required funding for Capital Replacement Expenditures. This should not be confused with operational costs or cost of repairs or maintenance.

5. DEFINITIONS

Adjusted Cash Flow Analysis. Cash flow analysis adjusted to take into account annual cost increases due to inflation and interest earned on invested reserves. In this method, the annual contribution is assumed to grow annually at the inflation rate.

Annual Deposit if Reserves Were Fully Funded. Shown on the Summary Sheet A1 in the Component Method summary, this would be the amount of the Annual Deposit needed if the Reserves Currently on Deposit were equal to the Total Current Objective.

Cash Flow Analysis. See Cash Flow Method, above.

Component Analysis. See Component Method, above.

Contingency. An allowance for unexpected requirements. Roughly the same as the Minimum Recommended Reserve Level to be Held on Account used in the Cash Flow Method of analysis.

Critical Year. In the Cash Flow Method, a year in which the reserves on hand are projected to fall to the established minimum level. See Minimum Recommended Reserve Level to be Held on Account.

Current Objective. This is the reserve amount that would have accumulated had the item been funded from initial construction at its current replacement cost. It is equal to the estimated replacement cost divided by the estimated economic life, times the number of years expended (the difference between the Estimated Economic Life and the Estimated Life Left). The Total Current Objective can be thought of as the amount of reserves the Association should now have on hand based on the sum of all of the Current Objectives.

Cyclic Replacement Item. A component item that typically begins to fail after an initial period (Estimated Initial Replacement), but which will be replaced in increments over a number of years (the Estimated Replacement Cycle). The Reserve Analysis program divides the number of years in the Estimated Replacement Cycle into five equal increments. It then allocates the Estimated Replacement Cost equally over those five increments. (As distinguished from Normal Replacement Items, see below)

Estimated Economic Life. Used in the Normal Replacement Schedules. This represents the industry average number of years that a new item should be expected to last until it has to be replaced. This figure is sometimes modified by climate, region, or original construction conditions.

Estimated Economic Life Left. Used in the Normal Replacement Schedules. Number of years until the item is expected to need replacement. Normally, this number would be considered to be the difference between the Estimated Economic Life and the age of the item. However, this number must be modified to reflect maintenance practice, climate, original construction and quality, or other conditions. For the purpose of this report, this number is determined by the Reserve Analyst based on the present condition of the item relative to the actual age.

Estimated Initial Replacement. For a Cyclic Replacement Item (see above), the number of years until the replacement cycle is expected to begin.

Estimated Replacement Cycle. For a Cyclic Replacement Item, the number of years over which the remainder of the component's replacement occurs.

Minimum Annual Deposit. Shown on the Summary Sheet A1. The calculated requirement for annual contribution to reserves as calculated by the Cash Flow Method (see above).

Minimum Deposit in the Study Year. Shown on the Summary Sheet A1. The calculated requirement for contribution to reserves in the study year as calculated by the Component Method (see above).

Minimum Recommended Reserve Level to be Held on Account. Shown on the Summary Sheet A1, this number is used in the Cash Flow Method only. This is the prescribed level below which the reserves will not be allowed to fall in any year. This amount is determined based on the age, condition, and replacement cost of the individual components. This number is normally given as a percentage of the total Estimated Replacement Cost of all reserve components.

Normal Replacement Item. A component of the property that, after an expected economic life, is replaced in its entirety. (As distinguished from Cyclic Replacement Items, see above.)

Normal Replacement Schedules. The list of Normal Replacement Items by category or location. These items appear on pages designated.

Number of Years of the Study. The numbers of years into the future for which expenditures are projected and reserve levels calculated. This number should be large enough to include the projected replacement of every item on the schedule, at least once. This study covers a 40-year period.

One Time Deposit Required to Fully Fund Reserves. Shown on the Summary Sheet A1 in the Component Method summary, this is the difference between the Total Current Objective and the Reserves Currently on Deposit.

Reserves Currently on Deposit. Shown on the Summary Sheet A1, this is the amount of accumulated reserves as reported by the Association in the current year.

Reserves on Hand. Shown in the Cyclic Replacement and Normal Replacement Schedules, this is the amount of reserves allocated to each component item in the Cyclic or Normal Replacement schedules. This figure is based on the ratio of Reserves Currently on Deposit divided by the total Current Objective.

Replacement Reserve Study. An analysis of all of the components of the common property of the Association for which a need for replacement should be anticipated within the economic life of the property as a whole. The analysis involves estimation for each component of its estimated Replacement Cost, Estimated Economic Life, and Estimated Life Left. The objective of the study is to calculate a recommended annual contribution to the Association's Replacement Reserve Fund.

Total Replacement Cost. Shown on the Summary Sheet A1, this is total of the Estimated Replacement Costs for all items on the schedule if they were to be replaced once.

Unit Replacement Cost. Estimated replacement cost for a single unit of a given item on the schedule.

Unit (of Measure). Non-standard abbreviations are defined on the page of the Replacement Reserve Inventory where the item appears. The following standard abbreviations are used in this report:

EA: each FT: feet LS: lump sum PR: pair SF: square feet SY: square yard

What is a Reserve Study?
Who are we?



<http://bcove.me/nc0o69t7>

What kind of property uses a Reserve Study?
Who are our clients?



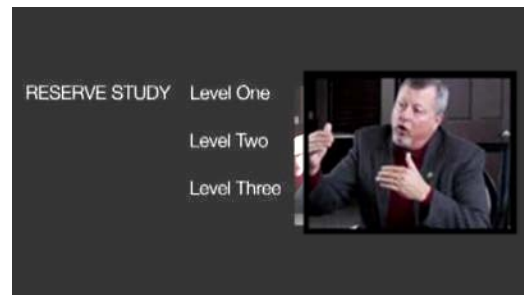
<http://bcove.me/stt373hj>

Who conducts a Reserve Study?
Reserve Specialist (RS) what does this mean?



<http://bcove.me/81ch7kit>

When should a Reserve Study be updated?
What are the different types of Reserve Studies?



<http://bcove.me/ixis1yxm>

What is in a Reserve Study and what is out?
Improvement vs Component, is there a difference?



<http://bcove.me/81ch7kit>

What is my role as a Community Manager?
Will the report help me explain Reserves to my



<http://bcove.me/fazwdk3h>

clients?

What is my role as a Board Member?
Will a Reserve Study meet my community's needs?



<http://bcove.me/n6nwnktv>

Community dues, how can a Reserve Study help?
Will a study help keep my property competitive?



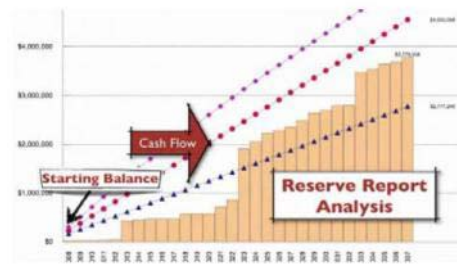
<http://bcove.me/2vfih1tz>

How do I read the report?
Will I have a say in what the report contains?



<http://bcove.me/wb2fugb1>

Where do the numbers come from?
Cumulative expenditures and funding, what?



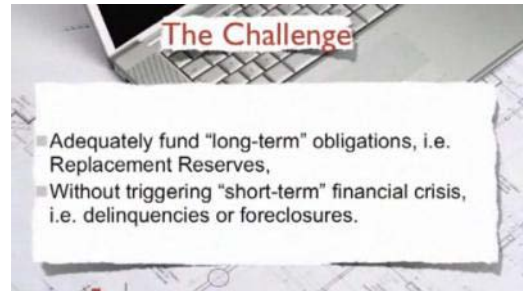
<http://bcove.me/7buer3n8>

How are interest and inflation addressed?
What should we look at when considering inflation?



<http://bcove.me/s2tmtj9b>

A community needs more help, where do we go?
What is a Strategic Funding Plan?



<http://bcove.me/iqul31vq>